

Painting with Mica-Dough



Use Mica-Dough as an exciting and very inexpensive painting medium...

Micador Mica-Dough isn't just for modelling... Try the technique below to learn how to paint with dough. The colours stay bright on the paper and can be mixed to create new colours.

Ok let's get started... first you need to decide what it is you would like to paint and then...

WHAT YOU'LL NEED



We used:

- Roymac Rains Paper
- Micador Mica-Dough
- Micador Stay Anywhere™ Permanent Marker



We also used:


- Micador Essential Graphite Pencil
- Micador Ballpoint Pen Lid
- Micador Tri Me Pencil Sharpener




FOLLOW THE STEPS




1. Let's start drawing
Draw your design onto the Roymac Rains Paper.



2. Choosing your colours
Choose a small ball of each of the colours of the Mica-Dough you want for your design.



3. Time to paint!
Smear the Mica-Dough thinly over your design. Work on areas of one colour first then move to the next colour. Ensure you completely completely cover the paper.



4. Add some texture
While the dough is still moist, draw in line, patterns and details using a stiff tool like a pen with a pointy lid, pencil, stylist etc, but be careful your Mica-Dough is spread very thin!



5. Define the design
Leave artwork to dry – takes several days to dry out. Once completely dry, draw over the top using a Micador Stay Anywhere Pen to add line work helping to define the image.



HANDY TIPS

- Try blending two or even three dough colours to create new colours - a great way to explore colour mixing!
- see what other different and more unusual tools you can find to create interesting effects - plastic forks to give repeated lines...
- When doing the initial sketches on the paper, the marks made will show through the transparency of the dough which adds an interesting element to the design. So try different ways to make your mark: Micador Essential Graphite Pencils, ColouRush® Pencils, Markers or Oil pastels.
- Make sure to wrap the left over Mica-Dough in plastic and return to the tub for safe keeping until next time.
- Flora & fauna make great subjects. Make it as realistic or as abstract as you wish